

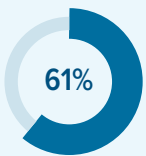
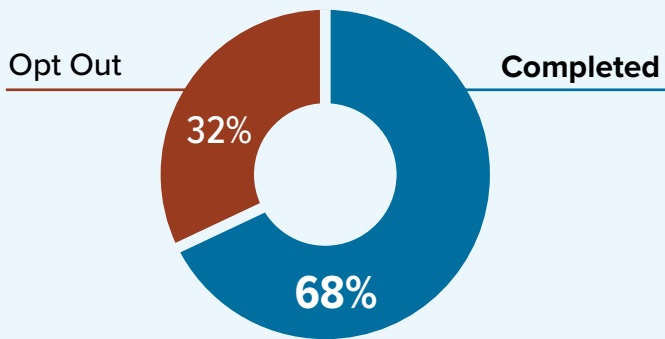
# Financial Aid Application Completion for the 2022 Texas Public High School Graduates

In 2019, under House Bill 3, Texas became the second state to pass legislation requiring students to complete and submit a financial aid application for high school graduation. The results below show financial aid application completion rates for 2022 public high school graduates and highlight completion disparities among different student groups. District staff can use these results to close gaps in financial aid application completion.

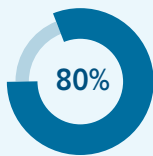
## APPLICATION COMPLETION



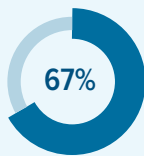
### BY RACE/ETHNICITY



American Indian



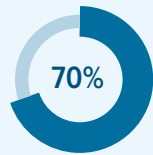
Asian



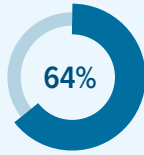
Black



Hawaiian/Pacific Islander



Latinx



White



### BY GENDER

**74%** Female | **63%** Male



### BY ECONOMICALLY DISADVANTAGED TYPE

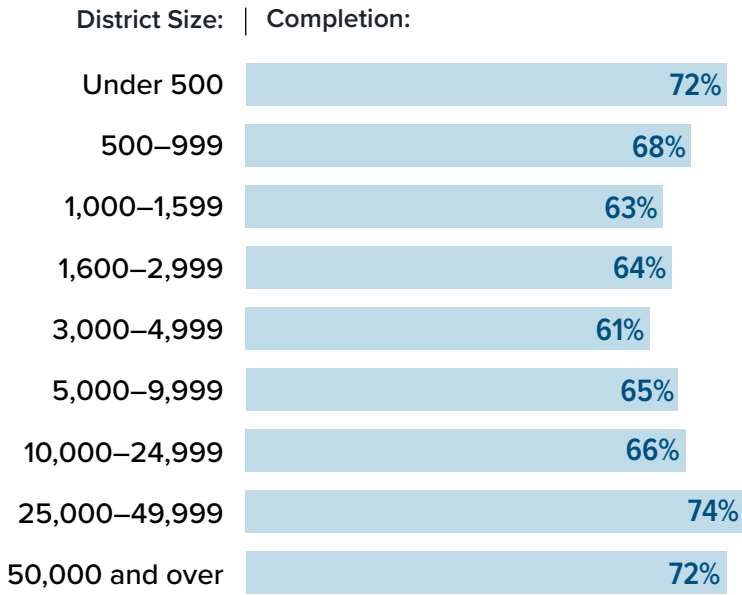


### BY SPECIAL POPULATIONS




## BY DISTRICT CHARACTERISTICS\*

### Student Enrollment



\* The calculation represents the percentage of students within each district category that completed a financial aid application.

### District Locale



### Percentage of students eligible for free or reduced-price meals




### Percentage of students who are Black/Hispanic




## BY HIGH SCHOOL ACCOUNTABILITY RATING

### Student Achievement Rating

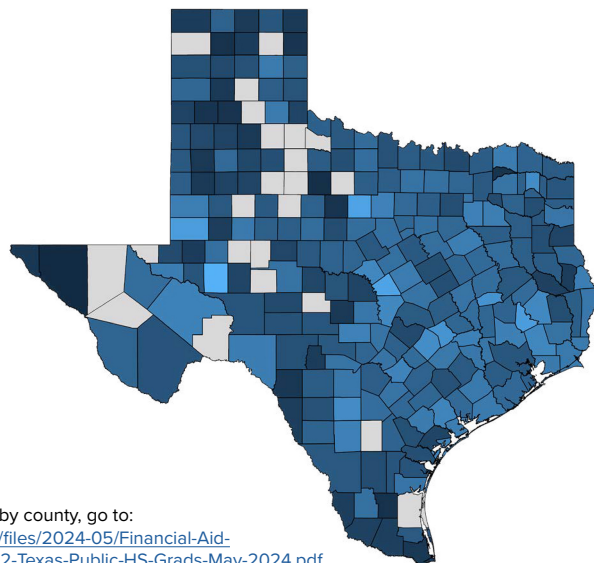


\*\* Aligned to Senate Bill 1365, schools with a domain or overall score less than 70 were rated with this label.

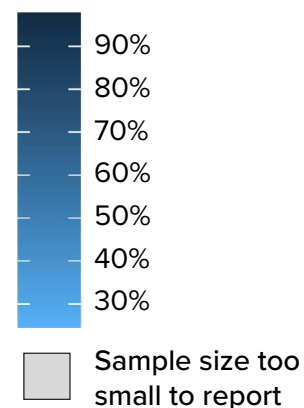
### Postsecondary Distinction



## BY COUNTY\*\*\*



### Key:



\*\*\* For a table of the percentages by county, go to: <https://www.air.org/sites/default/files/2024-05/Financial-Aid-Application-Completion-for-2022-Texas-Public-HS-Grads-May-2024.pdf>.